

Safety for Aircraft Passenger and Ship Passenger



Masjid Al Fath, July 07, 2007

Presented by :

Achmad Johnny HP



Maskapai Penerbangan Indonesia

Journey Management

- Perjalanan dari satu tempat ke tempat yang lain, membutuhkan sarana transportasi baik melalui udara (Aircraft), laut (Ship) dan darat (Vehicle).
- Agar perjalanan yang kita lakukan nyaman, aman serta efisien maka diperlukan persiapan yang matang.
- Persiapan yang matang tsb disebut dengan Journey Management (JM), untuk presentasi ini akan dibahas mengenai JM untuk Aircraft/Airplane serta Ship.

Journey Management

- Persiapan I (Pertama) :
 1. Tentukan hari keberangkatan/pulang - KAPAN
 2. Tentukan tujuan – DIMANA
 3. Tentukan waktu perjalanan – WAKTU
 4. Tentukan biaya perjalanan – BERAPA
 5. Tentukan transportasinya – MEDIA
 6. Yang akan ditemui – SIAPA
 7. Seberapa penting perjalanan – EFISIENSI
 8. Agenda dari perjalanan – PERALATAN
 9. Tentukan berapa lama - RENCANA

Journey Management – Aircraft / Airplane

- Persiapan II (Kedua) :
 1. Tiket perjalanan – One way / Return
 2. Tempat penginapan – Hotel / Rumah
 3. Passport/Visa/Invitation Letter – Masa Berlaku
 4. Credit card / Travelers Cheque – Bank confirmation
 5. Camera/HandyCam (Optional)
 6. Bag tagging – Identitas personal

Journey Management – Aircraft / Airplane



TRAVEX COMPANY LIMITED NO. 033998

VOUCHER

TO : XXXXX Hotel DATE: xx - Jan - 03

ADDRESS : xxxxx, xxxxx, xxxxx TEL : 000000000

FOR : MR. XXX / MRS. XXX NO : 00-0000

PLEASE RESERVE : AMEND CANCEL

HOTEL : _____ SINGLES _____

_____ 1 TWINS _____

_____ TRIPLES _____

_____ SUITES _____

MEALS : Included ABF for 2 pax

TOUR TRANSFER

ARRIVAL : xx - Jan - 03 FLT. NO. : xx000 TIME : 00:00

DEPARTURE : xx - Jan - 03 FLT. NO. : xx001 TIME : 00:00

PAYMENT BY : Travex Co., Ltd.

REMARK : xxxxxxxx

Confirmed by: XXX Requested by: XXX Authorized Signature _____

CUSTOMER

Journey Management – Aircraft / Airplane

- Persiapan Akhir :
 1. Patuhi semua petunjuk dari awak pesawat
 2. Kenali tempat duduk anda dari emergency exit
 3. Matikan alat elektronik (HP, Laptop, Radio, MP3, Discman, dll)
 4. Olahraga ringan, jika perjalanan lebih 1 jam
 5. Perhatikan kondisi dalam pesawat / emergency sign
 6. Pastikan sabuk pengaman dalam keadaan terkunci
 7. Dalam kondisi darurat, jangan panik

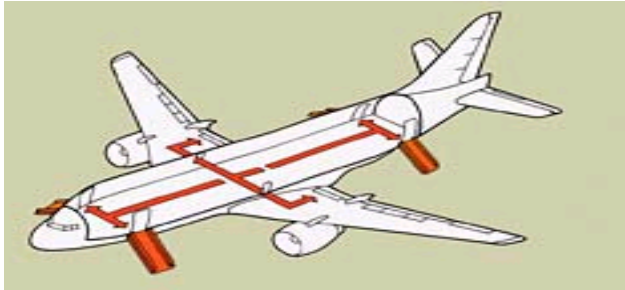
Journey Management – Aircraft / Airplane



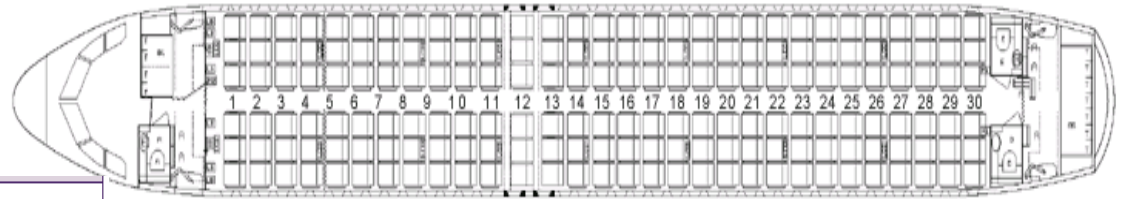
Interior of a Boeing 737 airplane



Journey Management – Aircraft / Airplane



Seating plan layout - 180 seats



- EMERGENCY EXIT SEATS:

```

01 C D
12 A B C D E F
13 A B C D E F
30 C D
    
```



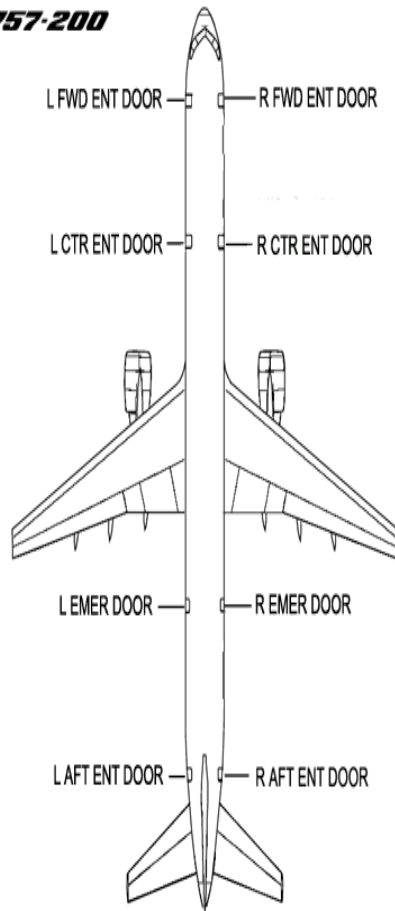
The first Boeing 757-200 configuration is a "Four Door Aircraft".

This layout features 4 main floor-level doors on each side of the fuselage, two ahead of the wing and two behind the wing. The first (L / R FWD ENT DOOR), second (L / R CTR ENT DOOR) and fourth (L / R AFT ENT DOOR) door pairs in this configuration are available for normal passenger embarkation / disembarkation (also referred to as "Passenger Doors").

The third door pair (L / R EMER DOOR) in this configuration (those immediately behind the wing) are for use in emergencies only (also known as "Emergency Exit Doors"). The emergency escape slides are always armed at the L / R EMER DOOR doors.

BOEING 757-200

Four Door Aircraft
Door Configuration



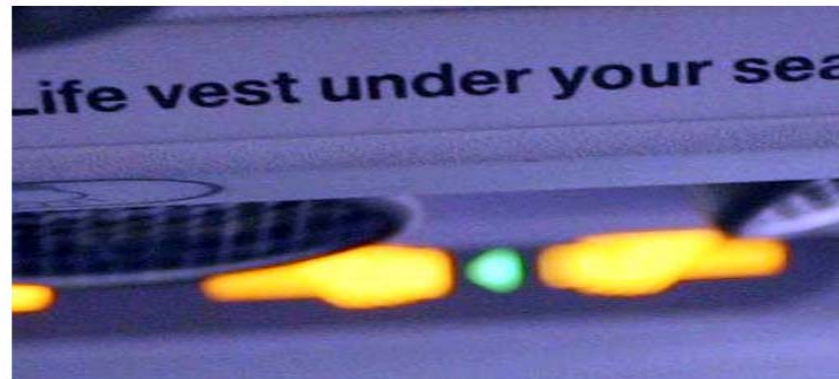
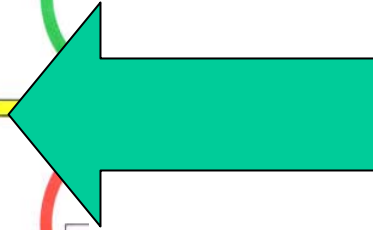
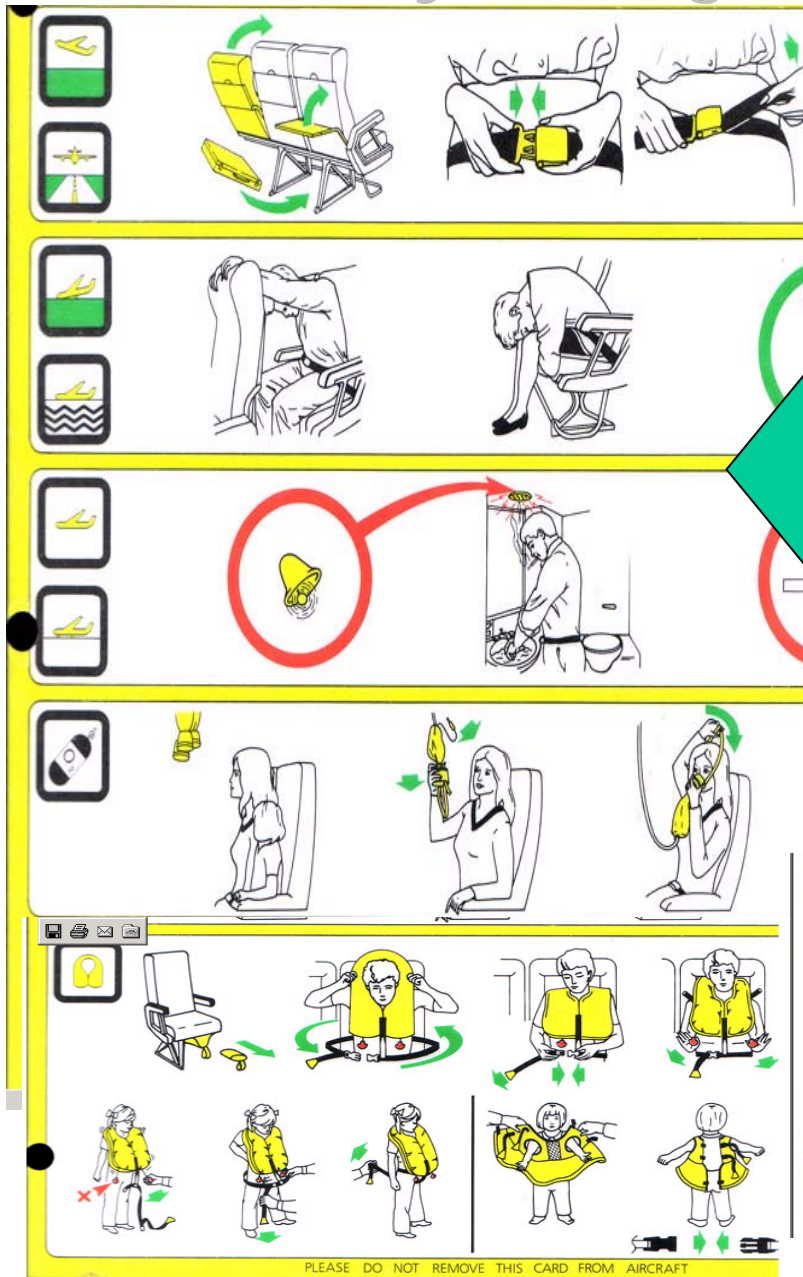
Journey Management – Aircraft / Airplane



Ikuti arah lampu, menuju emergency exit –
dengan merangkak, jika asap tebal dalam
kabin



Journey Management - Aircraft / Airplane



Aircraft / Airplane Safety Passenger Tips

1. A safe flight can begin as early as booking your flight. Safety percentages indicates that non-stop flights if possible are the way to go; 79.9% of all airline accidents occur during the takeoff and landing phase of a flight.
2. Pay attention as you enter the aircraft, know where your exits are. Count the rows of seats to the nearest exits, starting when you board the plane, then the over wing exits, other exits throughout the plane. Your closest exit could be right behind you.
3. Read the in flight safety card and pay attention as you follow along with the flight attendants oral safety briefing. As you listen envision yourself going through the motion. Remember the information contained in the safety cards can save your life.

Aircraft / Airplane Safety Passenger Tips

4. Know your responsibilities. If you are seated next to an emergency exit, you may have to open it after you have determined that it is safe to do so. You need both physical prowess and a cool head.
5. Do not self medicate. Many people will fortify themselves with a preflight tranquilizer or stiff drink; this muddles thinking and won't help anything.
6. During a flight keep your seat belt fastened and keep movement around the plane to a minimum.
7. Dress accordingly. What you wear can also affect survivability. Do not wear shorts and try not to wear short sleeves. Also wear hard soled shoes, not sandals. Do not wear synthetic material; it will melt under high heat. Women should not wear pantyhose.

Aircraft / Airplane Safety Passenger Tips

8. Choose Larger Aircraft

Currently, aircraft with more than 30 passenger seats were all designed and certified under the strictest regulations. Also, in the unlikely event of a serious accident, larger aircraft provide a better opportunity for passenger survival.

[Passenger fatalities by aircraft model](#)

9. Keep the Overhead Storage Bin Free of Heavy Articles

Overhead storage bins may not be able to hold very heavy objects during turbulence, so if you or another passenger have trouble lifting an article into the bin, have it stored elsewhere.

[Top 10 Baggage Tips](#)

[Risks from Overhead Baggage](#)

10. Don't Bring Any Hazardous Material

There are rather long lists of hazardous materials that are not allowed, but common sense should tell you that you shouldn't bring gasoline, corrosives, poisonous gases, and other such items on the aircraft unless they were allowed by the airline and shipped in a proper container.

[Details on dangerous baggage](#)

Medical Tips for Safe Flight

1. If you have motion sickness problems, take your medication in time so it will have maximum effectiveness.
2. If you will require Oxygen or special handling, make prior arrangements with the airlines.
3. If you have asthma bring inhalers to cover the flight.



**Fits Easily Under
Airplane Seats**



© 2011 Delta Air Lines. All rights reserved. Delta Air Lines is a registered trademark of Delta Air Lines. Delta Air Lines is a member of the SkyTeam frequent flyer program. Delta Air Lines is a member of the SkyTeam frequent flyer program. Delta Air Lines is a member of the SkyTeam frequent flyer program.

Any Question ???